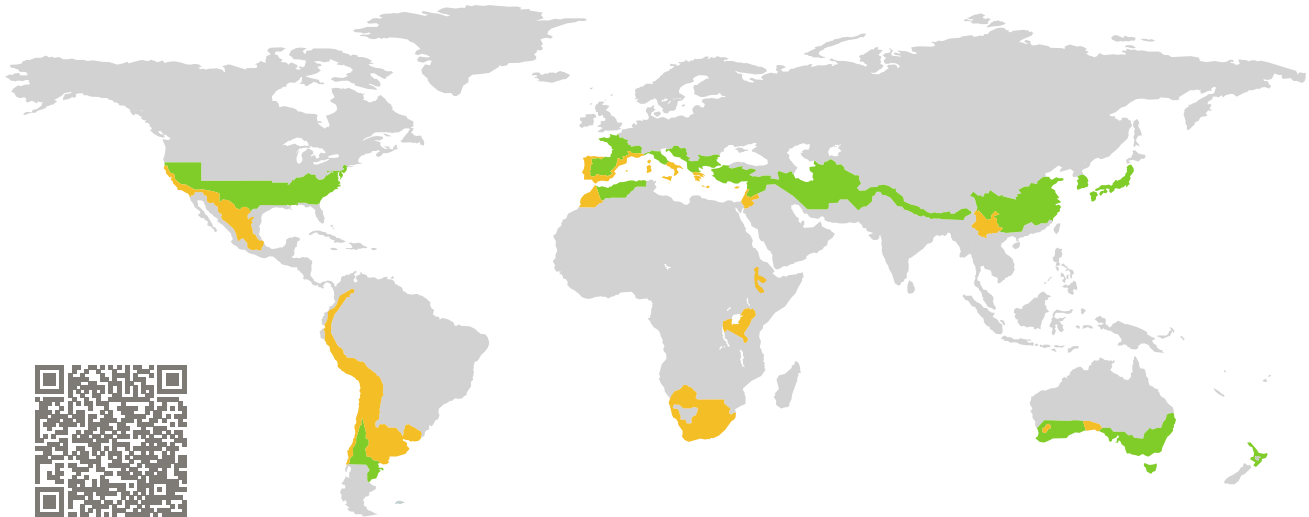


CERTIFICATE

Certified Passive House Component

Component-ID 1079wi04 valid until 31st December 2017

Passive House Institute
Dr. Wolfgang Feist
64283 Darmstadt
Germany

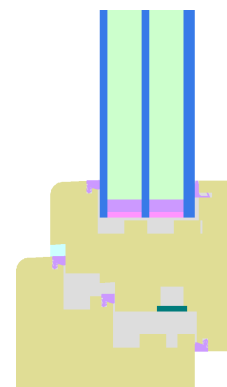


Category: **Window Frame**
Manufacturer: **Riba Massanell, S.L.,
Vilafranca del Penedès,
Spain**
Product name: **RM94**

**This certificate was awarded based on the following
criteria for the warm, temperate climate zone**

Comfort $U_W = 0.99 \leq 1.00 \text{ W}/(\text{m}^2 \text{ K})$
 $U_{W,\text{installed}} \leq 1.05 \text{ W}/(\text{m}^2 \text{ K})$
with $U_g = 0.90 \text{ W}/(\text{m}^2 \text{ K})$

Hygiene $f_{Rsi=0.25} \geq 0.65$



warm, temperate climate



**CERTIFIED
COMPONENT**

Passive House Institute

Passive House
efficiency class

phE

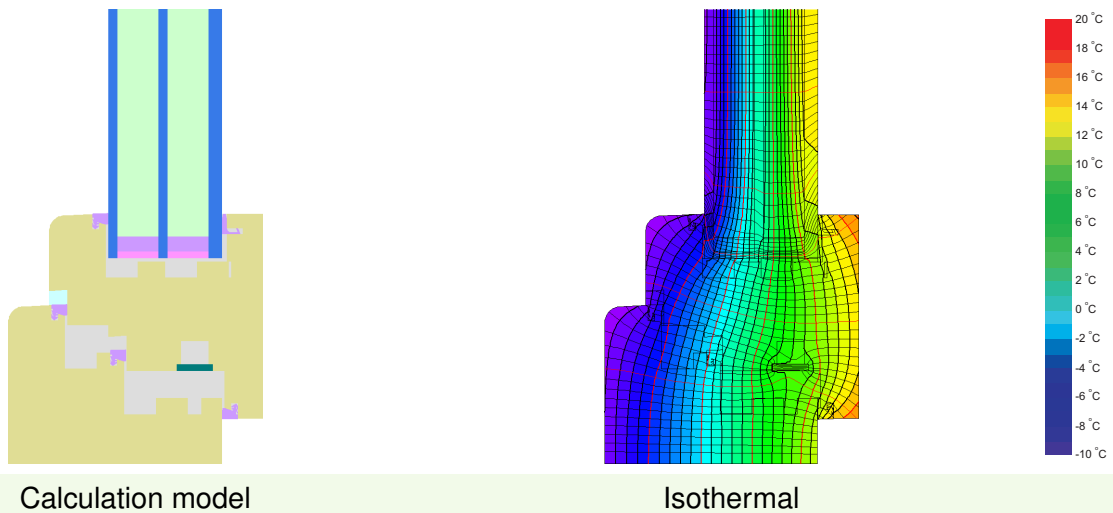
phD

phC

phB

phA

www.passivehouse.com



Description

Construction: Timber frame (0.13 W/(mK)) with triple-sealing. Pane thickness: 50 mm (4/18/4/18/6), rebate depth: 20 mm, spacer: SWISSPACER Ultimate

Explanation





The window U-values were calculated for the test window size of 1.23 m × 1.48 m with $U_g = 0.90$ W/(m² K). If a higher quality glazing is used, the window U-values will improve as follows:

Glazing	$U_g =$	0.90	0.82	0.70	0.64	W/(m ² K)
		↓	↓	↓	↓	
Window	$U_W =$	0.99	0.93	0.85	0.81	W/(m ² K)

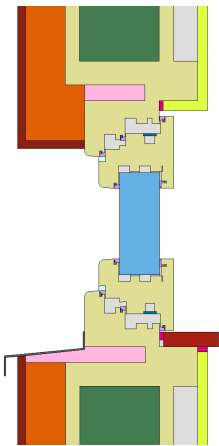
Transparent building components are classified into efficiency classes depending on the heat losses through the opaque part. The frame U-Values, frame widths, thermal bridges at the glazing edge, and the glazing edge lengths are included in these heat losses. A more detailed report of the calculations performed in the context of certification is available from the manufacturer.

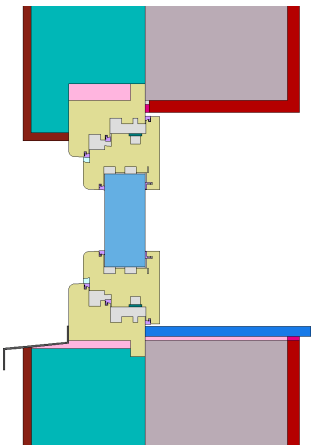
The Passive House Institute has defined international component criteria for seven climate zones. In principle, components which have been certified for climate zones with higher requirements may also be used in climates with less stringent requirements. In a particular climate zone it may make sense to use a component of a higher thermal quality which has been certified for a climate zone with more stringent requirements.

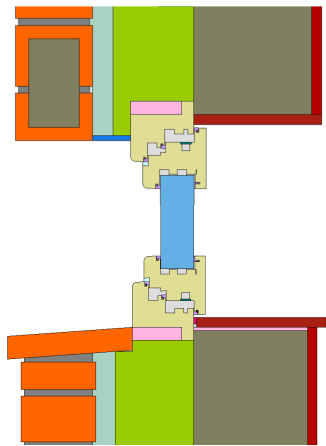
Further information relating to certification can be found on www.passivehouse.com and passipedia.org.

Frame values			Frame width b_f mm	U -value frame U_f W/(m ² K)	Ψ -glass edge Ψ_g W/(m K)	Temp. Factor $f_{Rsi=0.25}$ [-]
Top	(to)		110	1.01	0.023	0.72
Side	(s)		110	1.01	0.023	0.72
Bottom	(bo)		110	1.01	0.023	0.72
Mullion flying	(fm)		186	1.01	0.023	0.71
			Spacer: SWISSPACER Ultimate		Secondary seal: Polysulfide	

Validated installations

Timber frame	
$U_{Wall} = 0.24 \text{ W/(m}^2 \text{ K)}$	
	
$\Psi_{install}$	W/(m K)
Top	0.004
Side	0.004
Bottom	0.022
$U_{W,installed} = 1.01 \text{ W/(m}^2 \text{ K)}$	

Exterior insulation and finishing system	
$U_{Wall} = 0.23 \text{ W/(m}^2 \text{ K)}$	
	
$\Psi_{install}$	W/(m K)
Top	0.003
Side	0.003
Bottom	0.016
$U_{W,installed} = 1.01 \text{ W/(m}^2 \text{ K)}$	

Cavity wall	
$U_{Wall} = 0.24 \text{ W/(m}^2 \text{ K)}$	
	
$\Psi_{install}$	W/(m K)
Top	0.007
Side	0.007
Bottom	0.015
$U_{W,installed} = 1.02 \text{ W/(m}^2 \text{ K)}$	

