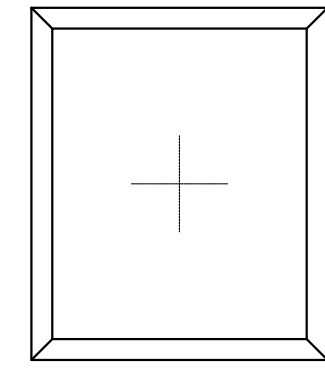


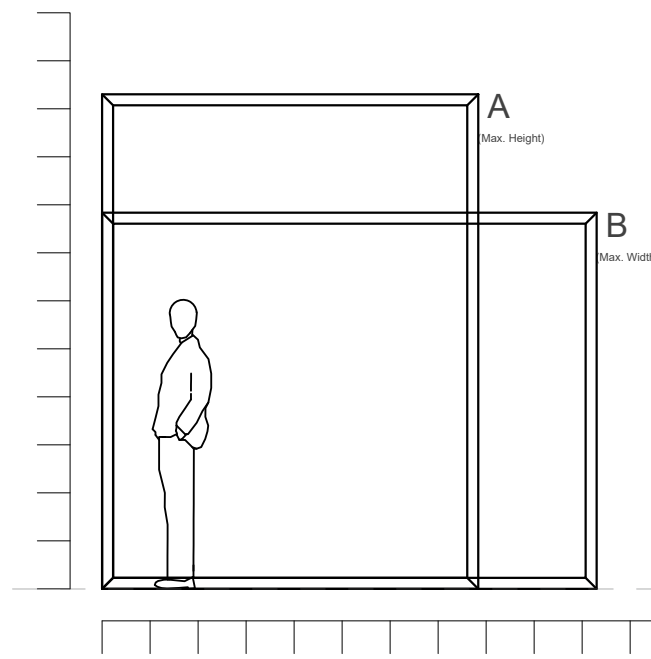
WHITE WINDOWS
MAX. MEASUREMENT (W x H)

COLORED WINDOWS
MAX. MEASUREMENT (W x H)

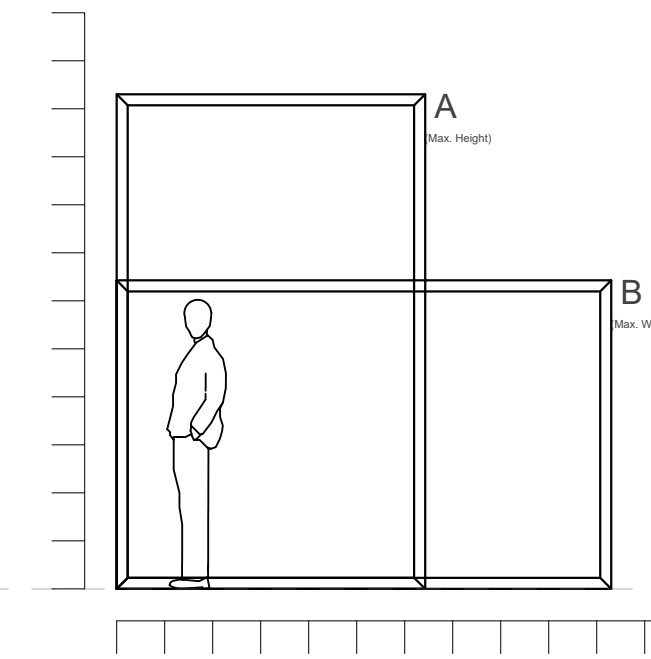
WINDOW OPERATION TYPE



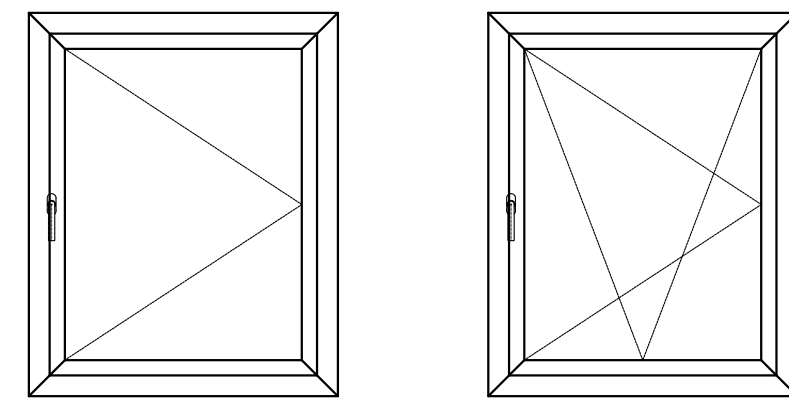
FIXED



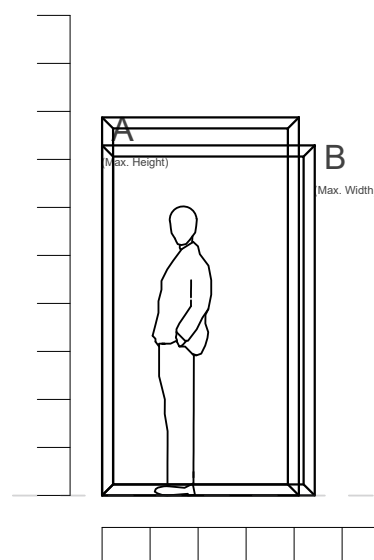
A: 7'-10¹/₈" [2.39m] x 10'-3⁵/₈" [3.14m]
B: 10'-3⁵/₈" [3.14m] x 7'-10¹/₈" [2.39m]
MAX. AREA OF 80.73 SQ. FT. [7.5m²]



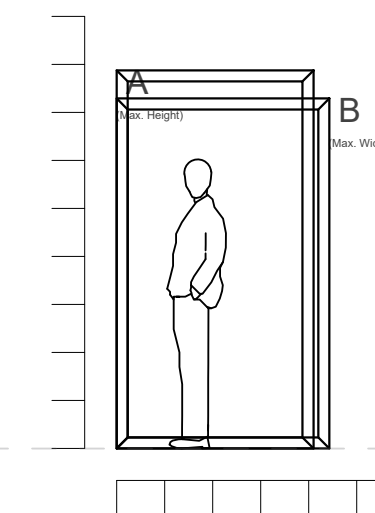
A: 6'-5¹/₈" [1.96m] x 10'-3⁵/₈" [3.14m]
B: 10'-3⁵/₈" [3.14m] x 6'-5¹/₈" [1.96m]
MAX. AREA OF 66.20 SQ. FT. [6.15m²]



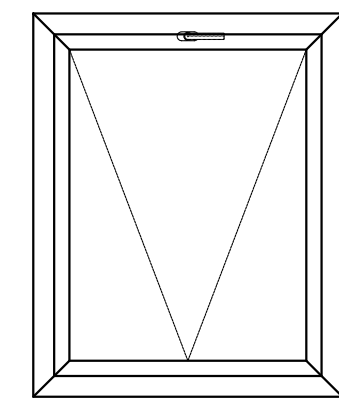
CASEMENT & DUAL ACTION



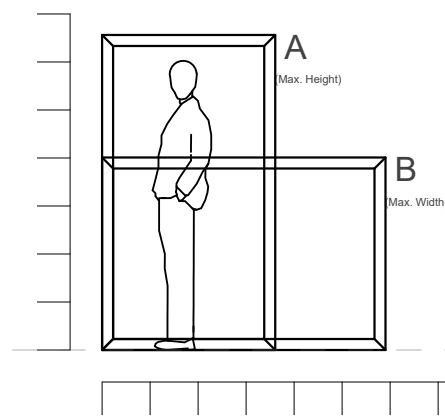
A: 4'-1³/₈" [1.25m] x 7'-10¹/₈" [2.40m]
B: 4'-5⁷/₈" [1.35m] x 7'-3¹/₂" [2.22m]
MAX. AREA OF 32.29 SQ. FT. [3.0m²]



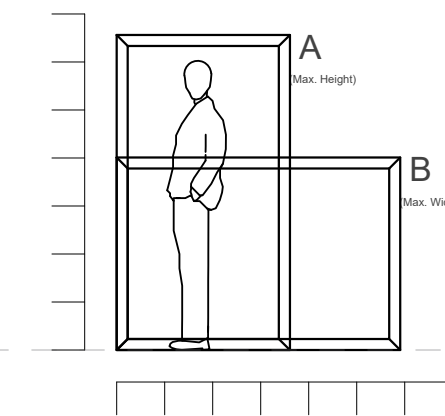
A: 4'-1³/₈" [1.25m] x 7'-10¹/₈" [2.40m]
B: 4'-5⁷/₈" [1.35m] x 7'-3¹/₂" [2.22m]
MAX. AREA OF 32.29 SQ. FT. [3.0m²]



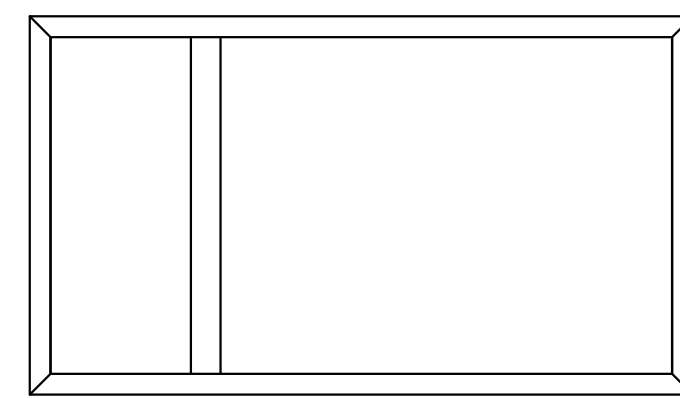
HOPPER



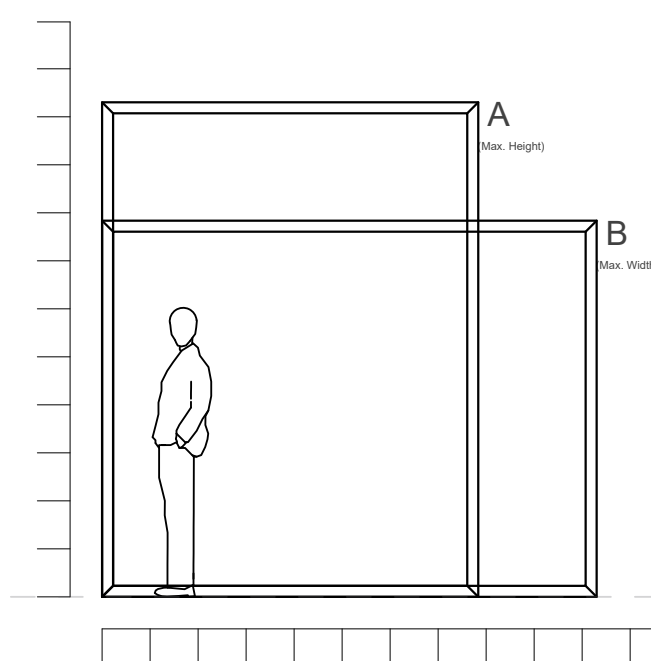
A: 3'-7⁵/₈" [1.10m] x 6'-6³/₄" [2.00m]
B: 5'-10⁵/₈" [1.80m] x 4'-0⁵/₈" [1.22m]
MAX. AREA OF 23.68 SQ. FT. [2.2m²]



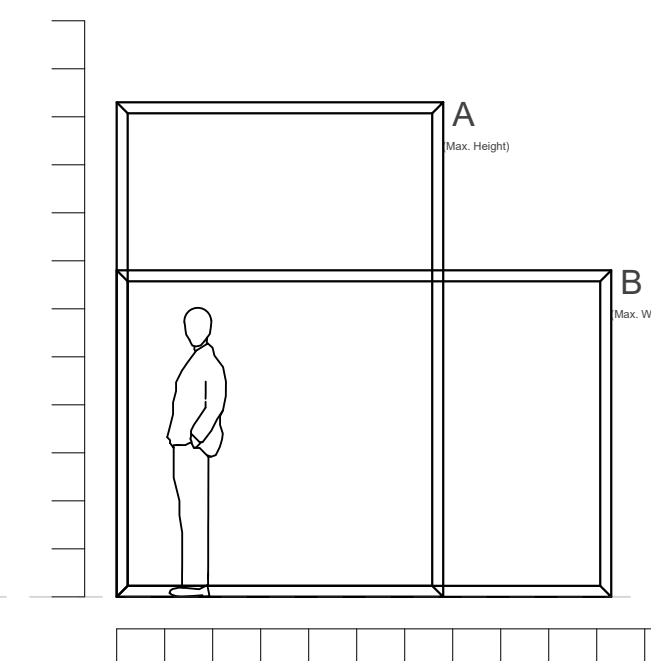
A: 3'-7⁵/₈" [1.10m] x 6'-6³/₄" [2.00m]
B: 5'-10⁵/₈" [1.80m] x 4'-0⁵/₈" [1.22m]
MAX. AREA OF 23.68 SQ. FT. [2.2m²]



FIXED WITH INTEGRAL MULLION
(MULTI UNIT)



A: 7'-10¹/₈" [2.39m] x 10'-3⁵/₈" [3.14m]
B: 10'-3⁵/₈" [3.14m] x 7'-10¹/₈" [2.39m]
MAX. AREA OF 80.73 SQ. FT. [7.5m²]



A: 6'-9⁵/₈" [2.07m] x 10'-3⁵/₈" [3.14m]
B: 10'-3⁵/₈" [3.14m] x 6'-9⁵/₈" [2.07m]
MAX. AREA OF 70.07 SQ. FT. [6.51m²]