
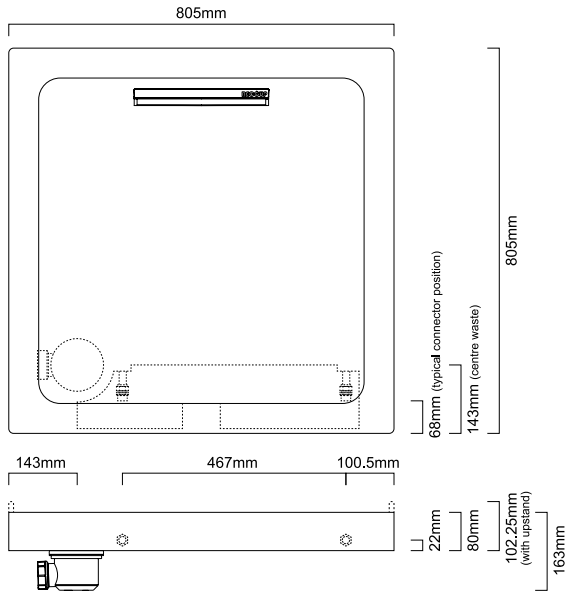




RECOUP HEATDECK™ 800 x 800 PRODUCT OPTIONS & CODES




2 UPStands Left Hand



2 UPStands Right Hand



3 UPStands



4 UPStands

PRODUCT OPTION	DESCRIPTION	ORDER CODE
HeatDeck 800x800	800x800 WWHRS integrated shower tray, 0UPS, white gloss	36294W-WH
HeatDeck 800x800 2UPS LH	800x800 WWHRS integrated shower tray, 2UPS left hand, white gloss	36314W-WH
HeatDeck 800x800 2UPS RH	800x800 WWHRS integrated shower tray, 2UPS right hand, white gloss	36315W-WH
HeatDeck 800x800 3UPS	800x800 WWHRS integrated shower tray, 3UPS, white gloss	36295W-WH
HeatDeck 800x800 4UPS	800x800 WWHRS integrated shower tray, 4UPS, white gloss	36296W-WH
HeatDeck 800x800 AS	800x800 WWHRS integrated shower tray, 0UPS, anti-slip	36294W-AS
HeatDeck 800x800 2UPS LH AS	800x800 WWHRS integrated shower tray, 2UPS left hand, anti-slip	36314W-AS
HeatDeck 800x800 2UPS RH AS	800x800 WWHRS integrated shower tray, 2UPS right hand, anti-slip	36315W-AS
HeatDeck 800x800 3UPS AS	800x800 WWHRS integrated shower tray, 3UPS, anti-slip	36295W-AS
HeatDeck 800x800 4UPS AS	800x800 WWHRS integrated shower tray, 4UPS, anti-slip	36296W-AS

MIRA SHOWERS RISER KIT

- Flexi Kit - 9 leg pack & 2 x 900mm panels (120mm) with an external corner moulding (Mira code 1.1697.030.WH)
- Flush Fitting - 9 leg pack & 2 x 900mm panels (100mm) that interlock at the corner join (Mira code E62504-00)

MIRA SHOWERS ENCLOSURES

The Recoup HeatDeck is designed to be installed with enclosures comprising a hinged door that opens outwards. No part of the enclosure or door should protrude into the enclosure by more than 50mm from the outer edge of the tray as this will prevent removal of the Recoup HeatDeck plinth for routine cleaning.

Adequate access may be obtained if the enclosure comprises a removable door system that can be easily and safely removed as part of the cleaning process. This must be correctly assessed alongside the enclosure manufacturers specification and documents, then communicated correctly with the user upon or after installation.


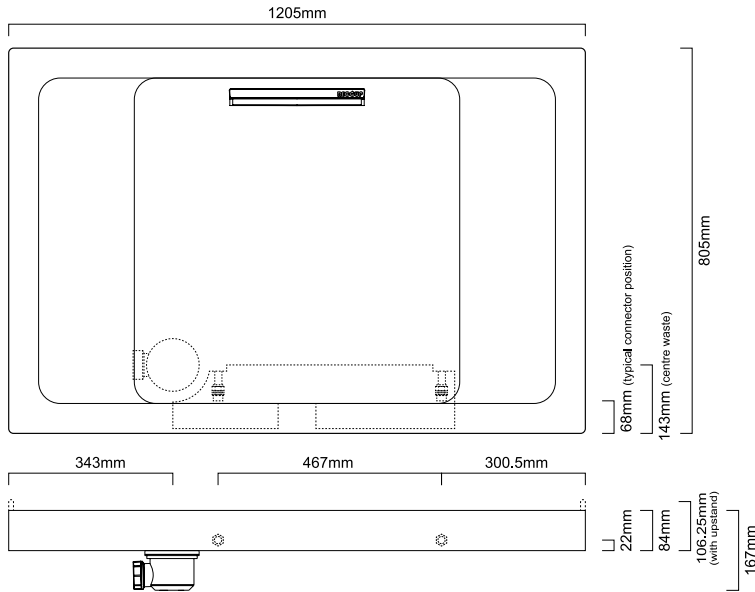
The following Mira shower enclosures **are compatible** with the Recoup HeatDeck 800 x 800.

- Mira Ascend Hinge Door Corner - 800mm (Mira code 1.1862.180) [See Here](#)
- Mira Ascend Hinge Door Alcove - 800mm (Mira code 1.1862.175) [See Here](#)


The following Mira Showers enclosures **can be compatible** with the Recoup HeatDeck 800 x 800, but full door panel removal may be required to remove the plinth using the quick release double rollers on the sliding doors.

- Mira Elevate Corner Entry - 800 x 800mm (Mira code 2.1814.028) [See Here](#)


RECOUP HEATDECK™ 1200 x 800 PRODUCT OPTIONS & CODES




2 UPStands Left Hand



2 UPStands Right Hand



3 UPStands



4 UPStands

PRODUCT OPTION	DESCRIPTION	ORDER CODE
HeatDeck 1200×800	1200×800 WWHRS integrated shower tray, 0UPS, white gloss	36382W-WH
HeatDeck 1200×800 2UPS LH	1200×800 WWHRS integrated shower tray, 2UPS left hand, white gloss	36335W-WH
HeatDeck 1200×800 2UPS RH	1200×800 WWHRS integrated shower tray, 2UPS right hand, white gloss	36365W-WH
HeatDeck 1200×800 3UPS	1200×800 WWHRS integrated shower tray, 3UPS, white gloss	36383W-WH
HeatDeck 1200×800 4UPS	1200×800 WWHRS integrated shower tray, 4UPS, white gloss	36384W-WH
HeatDeck 1200×800 AS	1200×800 WWHRS integrated shower tray, 0UPS, anti-slip	36382W-AS
HeatDeck 1200×800 2UPS LH AS	1200×800 WWHRS integrated shower tray, 2UPS left hand, anti-slip	36335W-AS
HeatDeck 1200×800 2UPS RH AS	1200×800 WWHRS integrated shower tray, 2UPS right hand, anti-slip	36365W-AS
HeatDeck 1200×800 3UPS AS	1200×800 WWHRS integrated shower tray, 3UPS, anti-slip	36383W-AS
HeatDeck 1200×800 4UPS AS	1200×800 WWHRS integrated shower tray, 4UPS, anti-slip	36384W-AS

MIRA SHOWERS RISER KIT

- Flexi Kit - 11 leg pack, 1 x 1200mm & 1 x 900mm panel (120mm) with an external corner moulding (Mira code 1.1697.033.WH)
- Flush Fitting - 11 leg pack, 1 x 1200mm & 1 x 900mm panel (100mm) that interlock at the corner join (Mira code E62505-00)

MIRA SHOWERS ENCLOSURES

The Recoup HeatDeck is designed to be installed with enclosures comprising a hinged door that opens outwards. No part of the enclosure or door should protrude into the enclosure by more than 50mm from the outer edge of the tray as this will prevent removal of the Recoup HeatDeck plinth for routine cleaning.

Adequate access may be obtained if the enclosure comprises a removable door system that can be easily and safely removed as part of the cleaning process. This must be correctly assessed alongside the enclosure manufacturers specification and documents, then communicated correctly with the user upon or after installation.

The following Mira shower enclosures **are compatible** with the Recoup HeatDeck 1200 x 800.

- Mira Ascend Hinge Door Corner - 1200mm (Mira code 1.1862.183) [See Here](#)
- Mira Ascend Hinge Door Alcove - 1200mm (Mira code 1.1862.178) [See Here](#)

The following Mira Showers enclosures **can be compatible** with the Recoup HeatDeck 1200 x 800, but full door panel removal may be required to remove the plinth using the quick release double rollers on the sliding doors.

- Mira Leap Sliding Door - 1200mm (Mira code 1.1857.254) [See Here](#)
- Mira Elevate Sliding Door - 1200mm (Mira code 2.1814.011) [See Here](#)