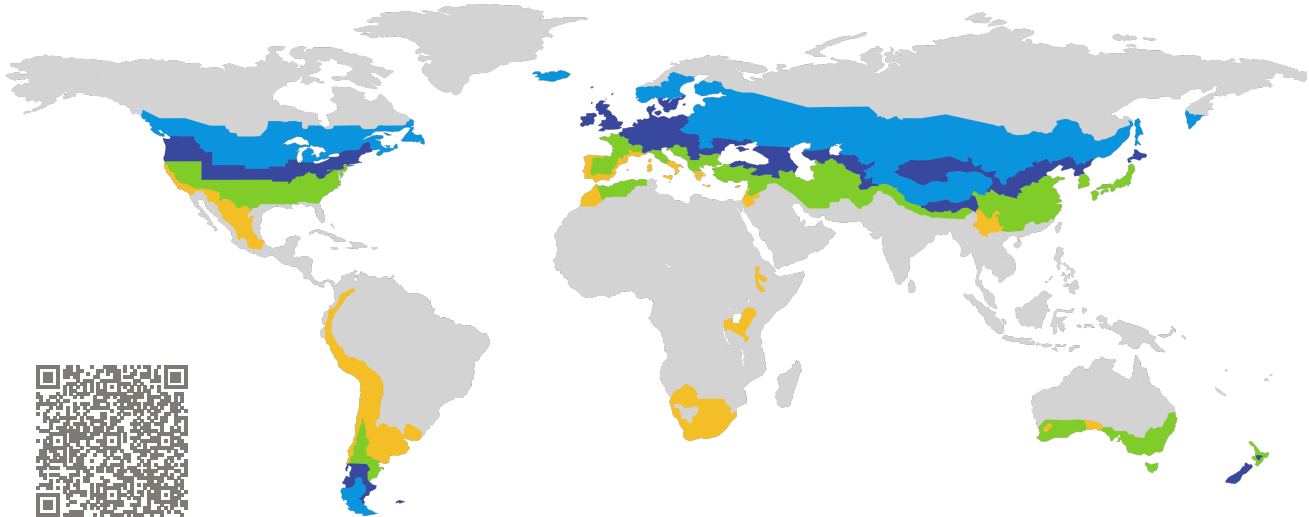


CERTIFICATE

Certified Passive House Component

Component-ID 1790sp02 valid until 31st December 2025

Passive House Institute
Dr. Wolfgang Feist
64283 Darmstadt
Germany



Category: **Spacer for low-E-glazing**
Manufacturer: **Cardinal IG Company,
Eden Prairie,
United States of America**
Product name: **Cardinal Endur 0.006"**

This certificate was awarded based on the following criteria:


Depending on the climatic region, the spacer prevents high surface temperatures, which can cause mould. At least 3 out of the 7 reference frames fulfilled the spacer hygiene criteria for the relevant climatic region.

Hygiene $f_{Rsi} \geq 0.75$

The specific resistance of the spacer's edges is greater than the climate-independent minimum requirement.

Efficiency $R_E = 3.90 \text{ m K/W} \geq 1.50 \text{ m K/W}$

Type
Stainless steel
Height Box 2
3.90 mm
Thermal conductivity Box 2
0.460 W/(m K)



Valid only with silicone as secondary sealant.

cold climate

ph B

CERTIFIED COMPONENT

Passive House Institute

Passive House
efficiency class

phE

phD

phC

phB

phA

phA+

www.passivehouse.com

Cardinal IG Company

775 Prairie Center Drive #200, 55344 Eden Prairie, United States of America

+1 952 929 3134 | [✉](mailto:info@cardinalcorp.com) | <http://www.cardinalcorp.com> |

Description

Valid only with silicone as secondary sealant.

Stainless steel spacer, material thickness 0.15 mm, 14.2 W/(mK). Total height of spacer bar 7.9 mm. Glued to the glazing by butyl at the upper part of the bar and by silicone, 0.35 W/(mK) at the lower part. Height of silicone = Box 1: 4 mm, remaining height: 3.9 mm = Box 2. The thermal conductivity of Box 2 was elaborated by PHI based on heat flow simulations.

Spacer height: 3.90 mm

Thermal conductivity: 0.460 W/(m K) (Thermal simulations by PHI)

Available spacer widths: 13.00, 14.50, 15.80, 18.00, 16.50, 17.50, 19.50 and 21 mm

Appropriate secondary seal	Specific edge resistance R_E	Efficiency class
Silicone	3.90 m K/W	phB

Explanation




































Spacers are categorized into different efficiency classes based on the resistance of their edges R_E . A secondary polysulfide sealant is typically used, unless the spacer is not approved for polysulfide. A detailed report with the calculations is available from either the manufacturer or the Passive House Institute.

The Passive House Institute has defined global component requirements for seven climate regions. In principle, components that have been certified for climates with higher requirements can also be used in climates with lower requirements. This may be economically advantageous.

Use in PHPP:

If individually calculated values are not available then the thermal bridge loss coefficient specified in this document can be used. In this case, the appropriate reference frame must be selected and a 10% safety margin should be applied.

Further information regarding certification is available on www.passivehouse.com and www.passipedia.org.

Reference frames calculated with Silicone					
Climate	Arctic	Cool ✓	Cool temperate ✓	Warm temperate ✓	Warm ✓
Glass	Quadruple	Triple	Triple	Triple	Double
Glass package	4/12/3/12/3/12/4	6/18/2/18/6	6/16/6/16/6	6/16/6/16/6	6/16/6
Glass U-value	0.35 W/(m ² K)	0.52 W/(m ² K)	0.70 W/(m ² K)	0.70 W/(m ² K)	1.20 W/(m ² K)
Timber-aluminium integral frame					
U_f [W/(m ² K)]	0.48	0.62	0.73	0.87	1.03
Ψ_g [W/(m K)]	0.033	0.036	0.036	0.035	0.039
f_{Rsi} [-]	0.79	0.75 ✓	0.74 ✓	0.69 ✓	0.59 ✓
Timber-aluminium					
U_f [W/(m ² K)]	0.54	0.57	0.75	0.97	1.19
Ψ_g [W/(m K)]	0.035	0.038	0.038	0.037	0.043
f_{Rsi} [-]	0.75	0.72	0.68	0.65 ✓	0.53
Timber					
U_f [W/(m ² K)]	0.51	0.53	0.78	0.86	0.99
Ψ_g [W/(m K)]	0.031	0.035	0.035	0.035	0.039
f_{Rsi} [-]	0.77	0.76 ✓	0.72 ✓	0.72 ✓	0.62 ✓
Vinyl					
U_f [W/(m ² K)]	0.70	0.75	0.82	1.02	1.16
Ψ_g [W/(m K)]	0.036	0.039	0.039	0.040	0.045
f_{Rsi} [-]	0.77	0.75 ✓	0.72 ✓	0.72 ✓	0.60 ✓
Aluminium					
U_f [W/(m ² K)]	0.60	0.61	0.71	0.73	1.17
Ψ_g [W/(m K)]	0.038	0.042	0.043	0.043	0.049
f_{Rsi} [-]	0.78	0.78 ✓	0.75 ✓	0.75 ✓	0.62 ✓
Curtain wall timber					
U_f [W/(m ² K)]	0.60	0.65	0.66	0.71	1.11
Ψ_g [W/(m K)]	0.050	0.050	0.052	0.051	0.063
f_{Rsi} [-]	0.73	0.72	0.69	0.69 ✓	0.55 ✓
Curtain wall aluminium					
U_f [W/(m ² K)]	0.67	0.73	0.73	0.79	1.33
Ψ_g [W/(m K)]	0.059	0.059	0.062	0.062	0.085
f_{Rsi} [-]	0.82 ✓	0.80 ✓	0.78 ✓	0.78 ✓	0.66 ✓

