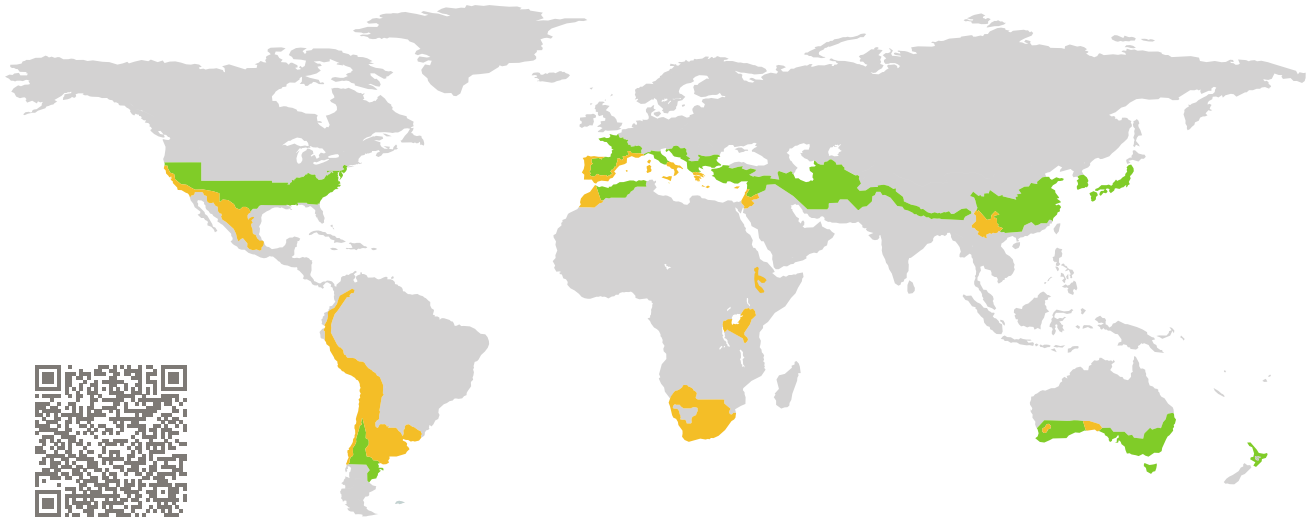


CERTIFICATE

Certified Passive House Component

Component-ID 1680wi04 valid until 31st December 2026

Passive House Institute
Dr. Wolfgang Feist
64283 Darmstadt
Germany



Category: **Window Frame**

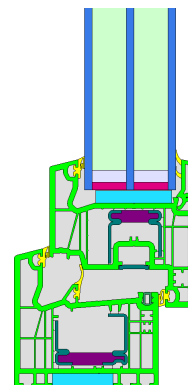
Manufacturer: **Strugal,
Sevilla,
Spain**

Product name: **PLANIA 1.0**

**This certificate was awarded based on the following
criteria for the warm, temperate climate zone**

Comfort $U_W = 1.00 \leq 1.00 \text{ W}/(\text{m}^2 \text{ K})$
 $U_{W, \text{installed}} \leq 1.05 \text{ W}/(\text{m}^2 \text{ K})$
with $U_g = 0.90 \text{ W}/(\text{m}^2 \text{ K})$

Hygiene $f_{Rsi=0.25} \geq 0.65$



Passive House
efficiency class

phE

phD

phC

phB

phA

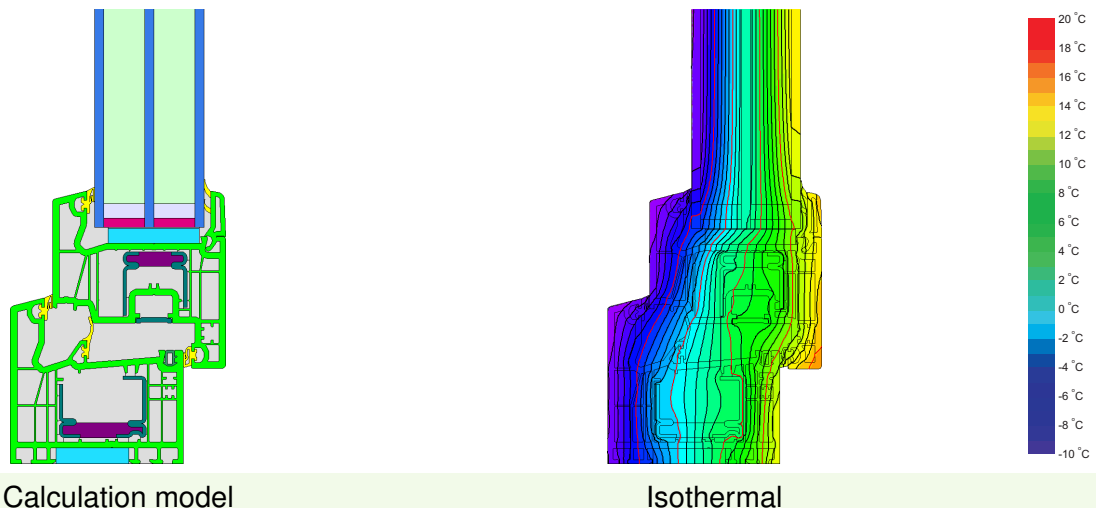
www.passivehouse.com

warm, temperate climate



**CERTIFIED
COMPONENT**

Passive House Institute



Calculation model

Isothermal

Description

Vinyl-frame with thermally separated steel reinforcements, separated by PU-resin (0.25 W/(mK)) and PU-foam insulation (0.026 W/(mK)) inside the rebate and cavity between main frame and installation-joint. No color restrictions, max. sash dimensions: 1.30 m (width) - 2.30 (height). Pane thickness: 48 mm (4/18/4/18/4), rebate depth: 16 mm.

Explanation


The window U-values were calculated for the test window size of 1.23 m × 1.48 m with $U_g = 0.90$ W/(m² K). If a higher quality glazing is used, the window U-values will improve as follows:

Glazing	$U_g =$	0.90	0.70	0.68	0.64	W/(m² K)
		↓	↓	↓	↓	
Window	$U_W =$	1.00	0.86	0.85	0.82	W/(m² K)

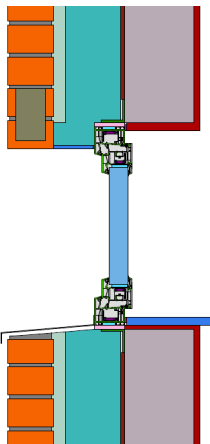
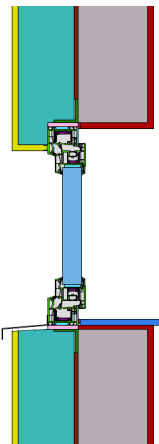
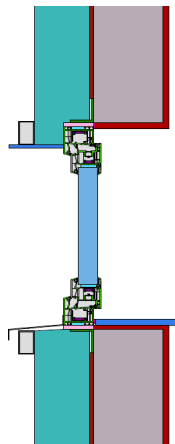
Transparent building components are classified into efficiency classes depending on the heat losses through the opaque part. The frame U-Values, frame widths, thermal bridges at the glazing edge, and the glazing edge lengths are included in these heat losses. A more detailed report of the calculations performed in the context of certification is available from the manufacturer.

The Passive House Institute has defined international component criteria for seven climate zones. In principle, components which have been certified for climate zones with higher requirements may also be used in climates with less stringent requirements. In a particular climate zone it may make sense to use a component of a higher thermal quality which has been certified for a climate zone with more stringent requirements.

Further information relating to certification can be found on www.passivehouse.com and passipedia.org.

Frame values		Frame width b_f mm	U -value frame U_f W/(m ² K)	Ψ -glazing edge Ψ_g W/(m K)	Temp. Factor $f_{RSI=0.25}$ [-]
Mullion 1 casement	(1M1) 	164	1.01	0.025	0.67
Bottom	(OB1) 	120	1.01	0.025	0.71
Head	(OH1) 	120	1.01	0.025	0.71
Jamb	(OJ1) 	120	1.01	0.025	0.71
Spacer: Swisspacer Ultimate			Secondary seal: Silicone		

Validated installations

Cavity wall (operable)	Exterior insulation and finishing system (EIFS) (operable)	Ventilated facade
$U_{Wall} = 0.22 \text{ W/(m}^2 \text{ K)}$	$U_{Wall} = 0.23 \text{ W/(m}^2 \text{ K)}$	$U_{Wall} = 0.22 \text{ W/(m}^2 \text{ K)}$
		
$\Psi_{install}$ W/(m K)	$\Psi_{install}$ W/(m K)	$\Psi_{install}$ W/(m K)
Top 0.003	Top 0.003	Top 0.004
Side 0.003	Side 0.003	Side 0.004
Bottom 0.024	Bottom 0.023	Bottom 0.023
$U_{W,installed} = 1.02 \text{ W/(m}^2 \text{ K)}$	$U_{W,installed} = 1.02 \text{ W/(m}^2 \text{ K)}$	$U_{W,installed} = 1.02 \text{ W/(m}^2 \text{ K)}$

Disclaimer: The Passive House Institute GmbH (PHI) conducts heat-transfer analyses in accordance with the standards set out in Criteria and Algorithms for Certified Passive House Components: Transparent Building Components and Opening Elements in the Building Envelope, based on information provided by the manufacturer. PHI does not verify on-site implementation. It is the responsibility of the project leader to ensure that installed components match the certified specifications in terms of geometry, configuration, and materials. Manufacturers must make full product information available upon request to parties involved in a construction project. These parties may compare the provided information with project documentation and perform on-site inspections as part of the quality-assurance process.

