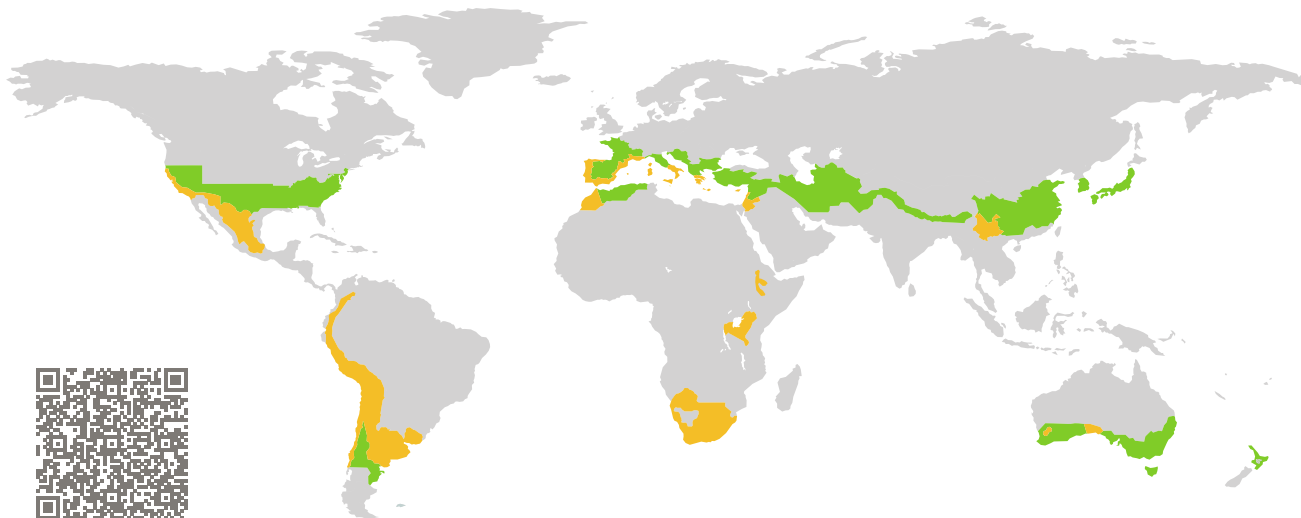


CERTIFICATE

Certified Passive House Component

Component-ID 2375wi04 valid until 31st December 2025

Passive House Institute
Dr. Wolfgang Feist
64283 Darmstadt
Germany

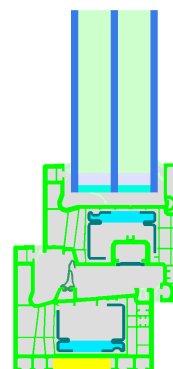


Category: **Window Frame**
Manufacturer: **Aluminios Cortizo S.A.U.,
Padron (A Coruna),
Spain**
Product name: **A78 PASSIVHAUS 1.0**

**This certificate was awarded based on the following
criteria for the warm, temperate climate zone**

Comfort $U_W = 0.99 \leq 1.00 \text{ W}/(\text{m}^2 \text{ K})$
 $U_{W, \text{installed}}$ $\leq 1.05 \text{ W}/(\text{m}^2 \text{ K})$
with U_g $= 0.90 \text{ W}/(\text{m}^2 \text{ K})$

Hygiene $f_{Rsi=0.25} \geq 0.65$



Passive House
efficiency class

phE

phD

phC

phB

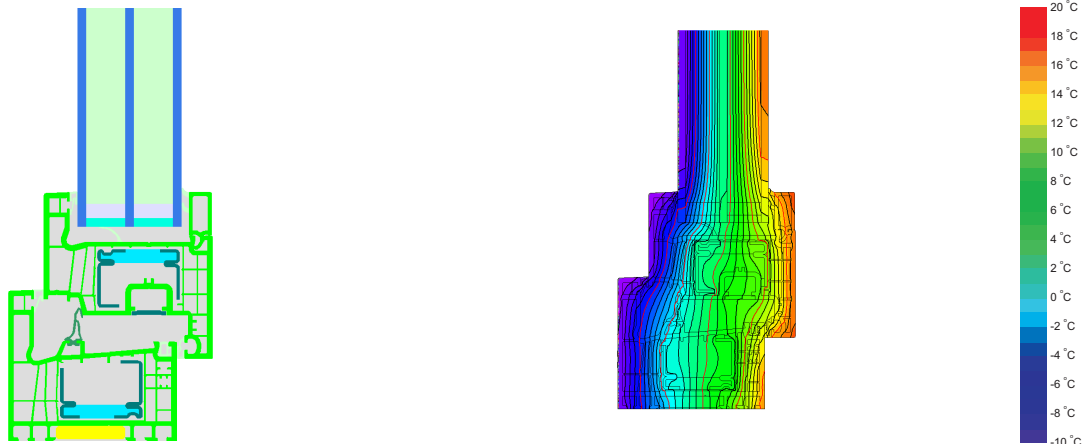
phA

warm, temperate climate



**CERTIFIED
COMPONENT**

Passive House Institute



Calculation model

Isothermal

Description

PVC frame with insulation (PUR 0.035 W/(mK)) and steel reinforcement (thermal separation made of PU); Maximum tested size of sash 1.40 x 2.20 m; Pane thickness: 48 mm (4/18/4/18/4), rebate depth: 16 mm. Spacer: SWISSPACER Ultimate with butyl as secondary seal.

Explanation

The window U-values were calculated for the test window size of 1.23 m × 1.48 m with $U_g = 0.90$ W/(m² K). If a higher quality glazing is used, the window U-values will improve as follows:

Glazing	$U_g =$	0.90	0.70	0.64	0.58	W/(m ² K)
		↓	↓	↓	↓	
Window	$U_w =$	0.99	0.86	0.81	0.77	W/(m ² K)

Transparent building components are classified into efficiency classes depending on the heat losses through the opaque part. The frame U-Values, frame widths, thermal bridges at the glazing edge, and the glazing edge lengths are included in these heat losses. A more detailed report of the calculations performed in the context of certification is available from the manufacturer.

The Passive House Institute has defined international component criteria for seven climate zones. In principle, components which have been certified for climate zones with higher requirements may also be used in climates with less stringent requirements. In a particular climate zone it may make sense to use a component of a higher thermal quality which has been certified for a climate zone with more stringent requirements.

Further information relating to certification can be found on www.passivehouse.com and passipedia.org.

Validated installations

formwork blocks		Exterior insulation and finishing system		Cavity wall	
$U_{Wall} = 0.25 \text{ W}/(\text{m}^2 \text{ K})$		$U_{Wall} = 0.23 \text{ W}/(\text{m}^2 \text{ K})$		$U_{Wall} = 0.22 \text{ W}/(\text{m}^2 \text{ K})$	
<p>Exterior plaster 1.0 W/(mK) EPS 0.035 W/(mK) Concrete 2.3 W/(mK) EPS 0.035 W/(mK) Interior plaster 0.57 W/(mK)</p>		<p>Exterior plaster 1.0 W/(mK) EPS 0.035 W/(mK) Adhesive 0.70 W/(mK) Sand-lime brick 1.0 W/(mK) Interior plaster 0.57 W/(mK)</p>		<p>Clinker Brick 1.2 W/(mK) Air gap EPS 0.035 W/(mK) Sand-lime brick 1.0 W/(mK) Interior plaster 0.57 W/(mK)</p>	
<p>Insulation 0.040 W/(mK)</p>		<p>Suitable fastening, e.g. mounting frame or bracket, but only protruding as far as necessary for fixing the window</p>		<p>Suitable fastening, e.g. mounting frame or bracket, but only protruding as far as necessary for fixing the window</p>	
$\Psi_{install}$	W/(m K)	$\Psi_{install}$	W/(m K)	$\Psi_{install}$	W/(m K)
Top	0.010	Top	0.005	Top	0.010
Side	0.010	Side	0.005	Side	0.010
Bottom	0.029	Bottom	0.017	Bottom	0.018
$U_{W,installed} = 1.04 \text{ W}/(\text{m}^2 \text{ K})$		$U_{W,installed} = 1.02 \text{ W}/(\text{m}^2 \text{ K})$		$U_{W,installed} = 1.03 \text{ W}/(\text{m}^2 \text{ K})$	

Frame values		Frame width b_f mm	U -value frame U_f W/(m ² K)	Ψ -glazing edge Ψ_g W/(m K)	Temp. Factor $f_{Rsi=0.25}$ [-]
Flying Mullion (FM1)		162	1.02	0.021	0.67
Bottom (OB1)		115	1.03	0.021	0.78
Top (OH1)		115	1.03	0.021	0.78
Lateral (OJ1)		115	1.03	0.021	0.78
Spacer: SWISSPACER ULTIMATE		Secondary seal: Butyl			

