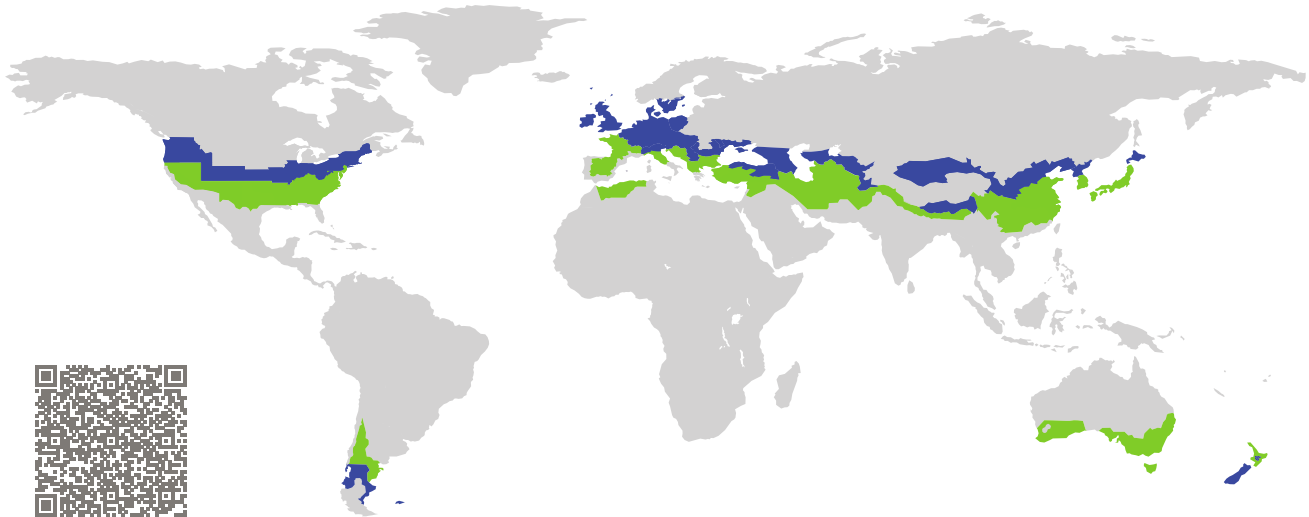


CERTIFICATE

Certified Passive House Component

Component-ID 1240ds03 valid until 31st December 2025

Passive House Institute
Dr. Wolfgang Feist
64283 Darmstadt
Germany




Category: **Door system**
Manufacturer: **Wescon Cedar Products Ltd.
Duncan
Canada**
Product name: **Wood-Aluminium Entry Door (Glazed)**

**This certificate was awarded based on the following
criteria for the cool, temperate climate zone**

Comfort $U_{D=0.80} \leq 0.80 \text{ W}/(\text{m}^2 \text{ K})$
 $U_{D,\text{installed}} \leq 0.85 \text{ W}/(\text{m}^2 \text{ K})$
with $U_g^1 = 0.64 \text{ W}/(\text{m}^2 \text{ K})$

Hygiene $f_{Rsi=0.25} \geq 0.70$



(Inward opening)

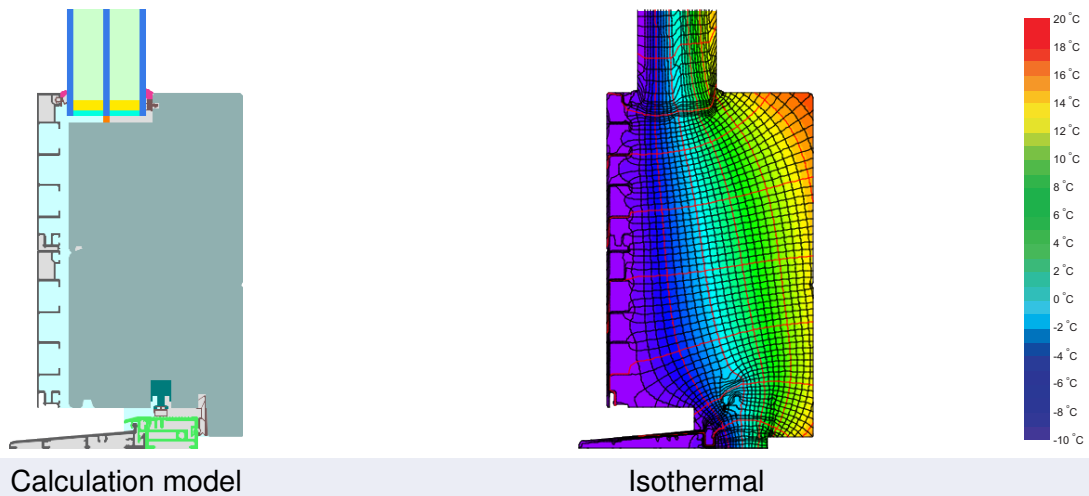
¹Fully glazed door

cool, temperate climate



**CERTIFIED
COMPONENT**

Passive House Institute



Description

Timber-aluminium frame with cork insulation (Thermacork 0,045 W/(mK)). Glazing: 4/18/4/18/4, U_g : 0,64 W/m²K; glass intersection: 21 mm; spacer: Superspacer Premium; secondary seal: butyl. At the threshold and the narrow mullion, the temperature factor for the cold climate is not achieved. Nevertheless, these values are much better than usual. Beyond the requirements, airtightness class 4 according to EN 12207 is achieved.

Explanation





The U-values of the door apply to a combination of door and sidelight with fixed glazing, 2.20 m wide by 2.20 m tall. The door and the sidelight are both 1.10 m wide.

A detailed report of the calculations performed in the context of certification is available from the manufacturer.


Unless stated otherwise, the air tightness was determined according to EN 1026 with respect to the joint length under climate load in conjunction with EN 1121 for the closed, non-locked door. The result corresponds at least to air-tightness class 3 according to EN 12207.

The Passive House Institute has defined international component criteria for seven climate zones. In principle, components which have been certified for climate zones with higher requirements may also be used in climates with less stringent requirements. In a particular climate zone it may make sense to use a component of a higher thermal quality which has been certified for a climate zone with more stringent requirements.

Further information relating to certification can be found on www.passivehouse.com and passipedia.org.

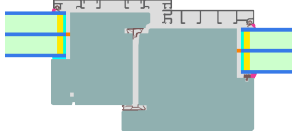
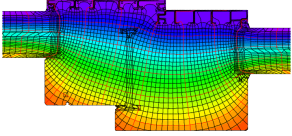
Frame values		Frame width b_f mm	U -value frame U_f W/(m ² K)	Ψ edge Ψ_g W/(m K)	Temp. Factor $f_{Rsi=0.25}$ [-]
Mullion 1 casement	(1M1) 	212	0.89	0.021	0.70
Door hinge side	(DJ1) 	186	0.83	0.021	0.72
Door lock side	(DL1) 	186	0.84	0.021	0.72
Bottom fixed	(FB1) 	92	1.74	0.022	0.59
Top fixed	(FH1) 	78	0.79	0.021	0.71
Lateral fixed	(FJ1) 	78	0.79	0.021	0.71
Flying Mul- lion	(FM1) 	254	0.91	0.021	0.72
Top	(OH1) 	187	0.83	0.021	0.72
Threshold	(OT2) 	217	1.02	0.022	0.59


Spacer: Super Spacer Premium Secondary seal: Butyl



Mullion
1 casement

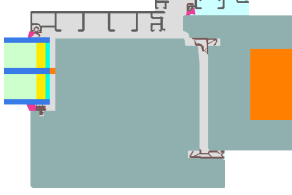
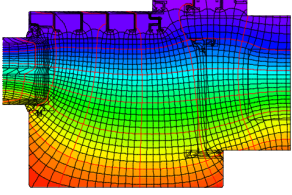
$b_f = 212$ mm
 $U_f = 0.89$ W/(m² K)
 $\Psi_g = 0.021$ W/(m K)
 $f_{Rsi} = 0.70$



Door
hinge side

$b_f = 186$ mm
 $U_f = 0.83$ W/(m² K)
 $\Psi_g = 0.021$ W/(m K)
 $f_{Rsi} = 0.72$



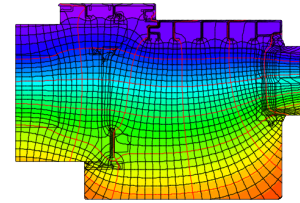
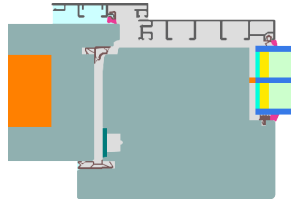
Door
lock side

$$b_f = 186 \text{ mm}$$

$$U_f = 0.84 \text{ W}/(\text{m}^2 \text{ K})$$

$$\Psi_g = 0.021 \text{ W}/(\text{m K})$$

$$f_{Rsi} = 0.72$$



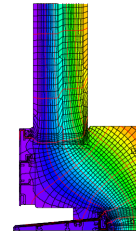
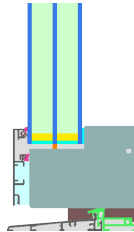
Bottom
fixed

$$b_f = 92 \text{ mm}$$

$$U_f = 1.74 \text{ W}/(\text{m}^2 \text{ K})$$

$$\Psi_g = 0.022 \text{ W}/(\text{m K})$$

$$f_{Rsi} = 0.59$$



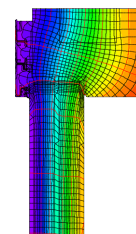
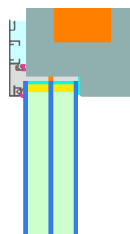
Top
fixed

$$b_f = 78 \text{ mm}$$

$$U_f = 0.79 \text{ W}/(\text{m}^2 \text{ K})$$

$$\Psi_g = 0.021 \text{ W}/(\text{m K})$$

$$f_{Rsi} = 0.71$$



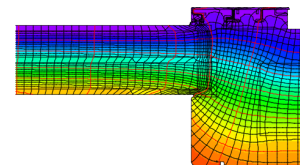
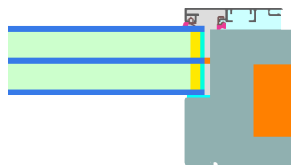
Lateral
fixed

$$b_f = 78 \text{ mm}$$

$$U_f = 0.79 \text{ W}/(\text{m}^2 \text{ K})$$

$$\Psi_g = 0.021 \text{ W}/(\text{m K})$$

$$f_{Rsi} = 0.71$$



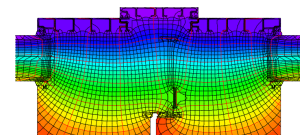
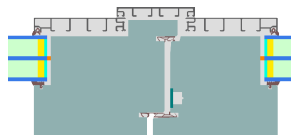
Flying Mullion

$$b_f = 254 \text{ mm}$$

$$U_f = 0.91 \text{ W}/(\text{m}^2 \text{ K})$$

$$\Psi_g = 0.021 \text{ W}/(\text{m K})$$

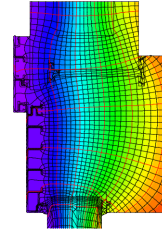
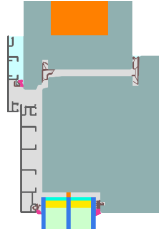
$$f_{Rsi} = 0.72$$





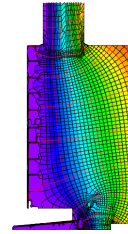
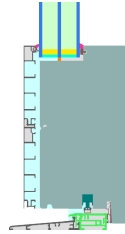
Top

$b_f = 187 \text{ mm}$
 $U_f = 0.83 \text{ W/(m}^2 \text{ K)}$
 $\Psi_g = 0.021 \text{ W/(m K)}$
 $f_{Rsi} = 0.72$

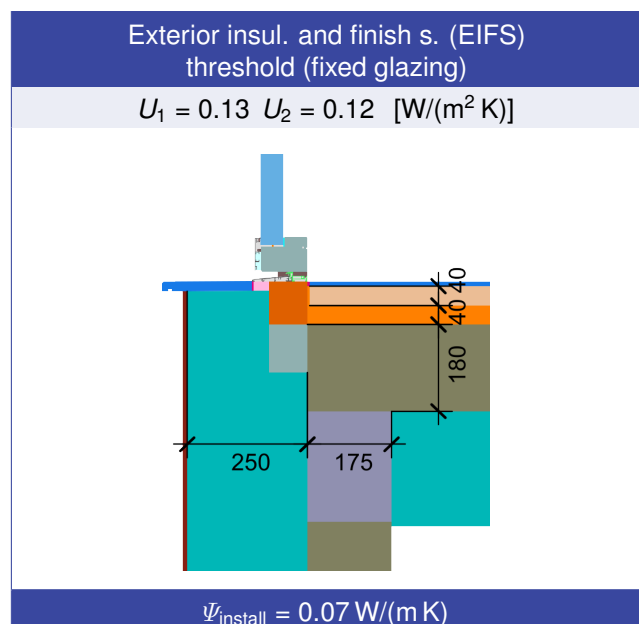
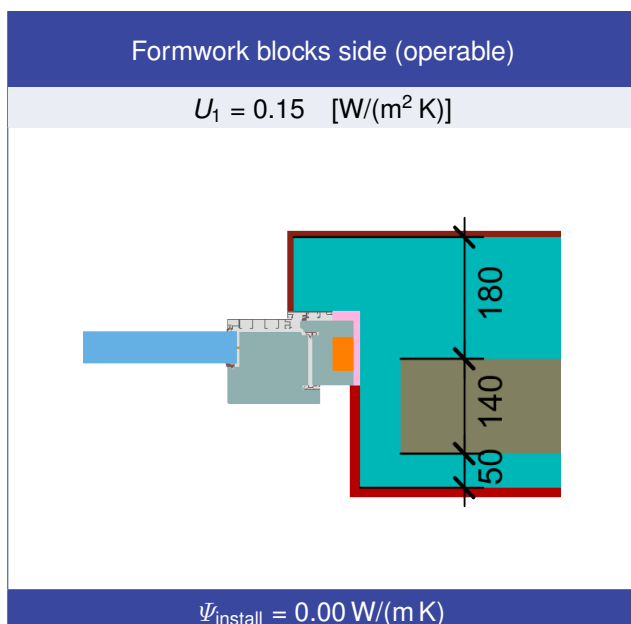
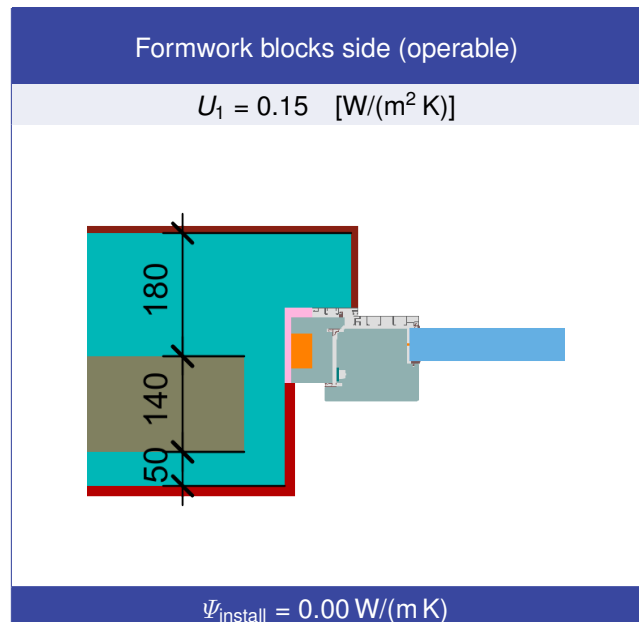
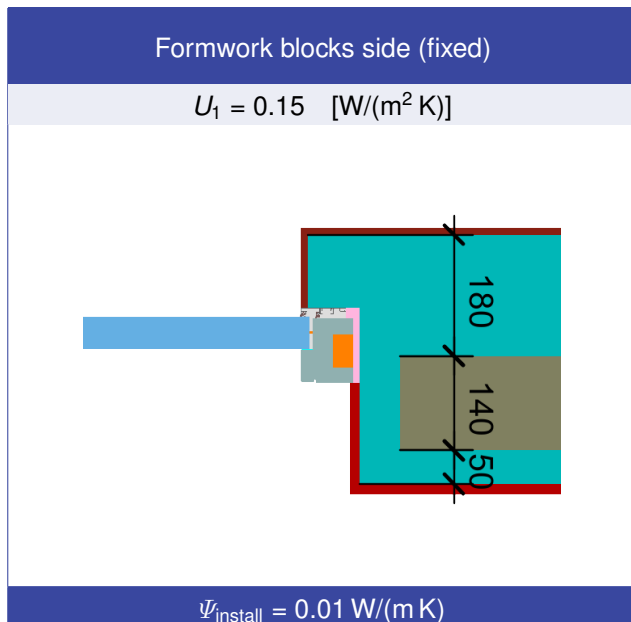
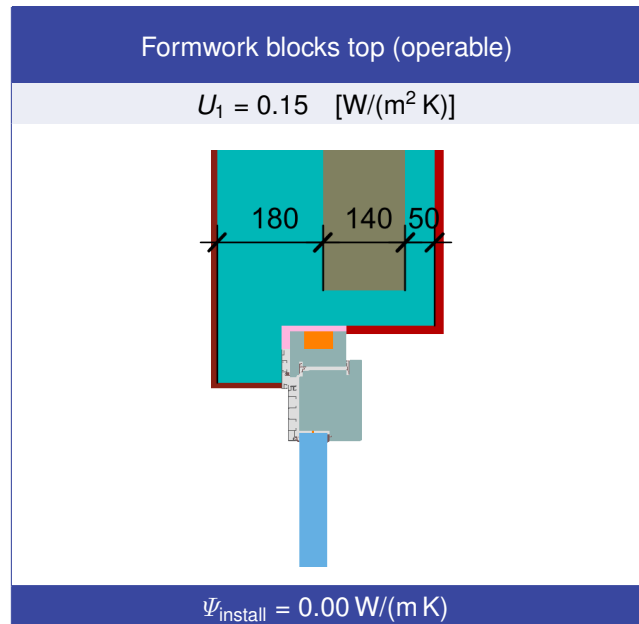
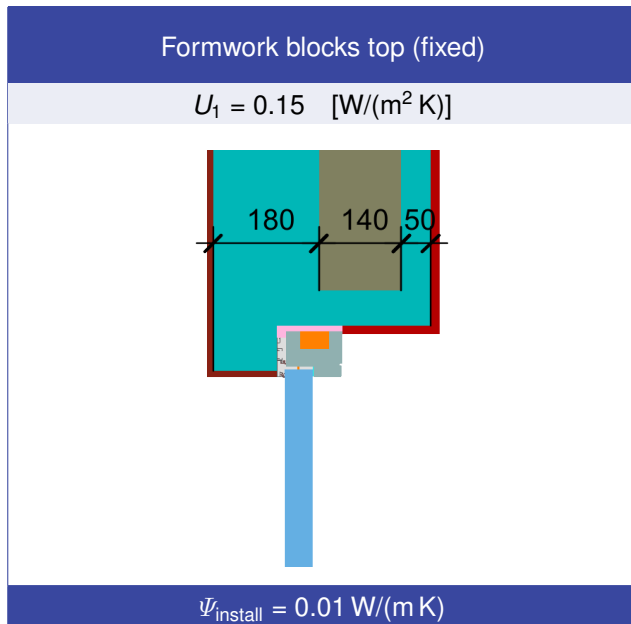


Threshold

$b_f = 217 \text{ mm}$
 $U_f = 1.02 \text{ W/(m}^2 \text{ K)}$
 $\Psi_g = 0.022 \text{ W/(m K)}$
 $f_{Rsi} = 0.59$

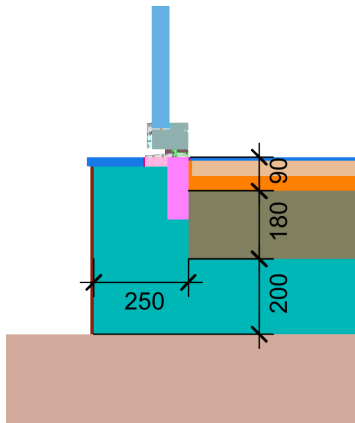


Validated installations



Ext. ins. a. finish. s. (EIFS) threshold floor slab (fixed gl.)

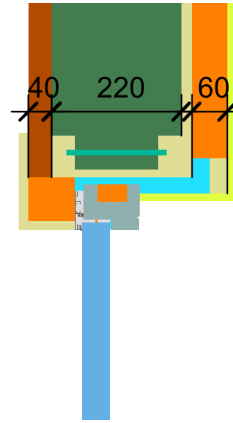
$$U_1 = 0.13 \quad U_2 = 0.14 \quad [\text{W}/(\text{m}^2 \text{K})]$$



$$\Psi_{\text{install}} = 0.06 \text{ W}/(\text{m K})$$

Lightweight timber top (fixed glazed)

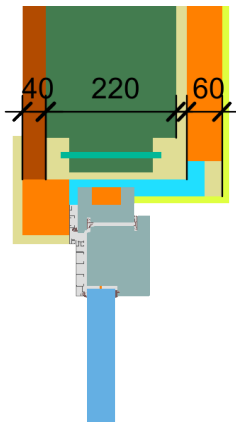
$$U_1 = 0.13 \quad [\text{W}/(\text{m}^2 \text{K})]$$



$$\Psi_{\text{install}} = 0.01 \text{ W}/(\text{m K})$$

Lightweight timber top (operable)

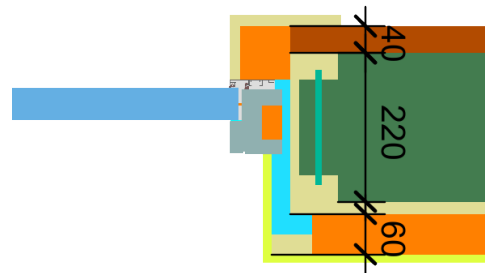
$$U_1 = 0.13 \quad [\text{W}/(\text{m}^2 \text{K})]$$



$$\Psi_{\text{install}} = 0.00 \text{ W}/(\text{m K})$$

Lightweight timber side (fixed glazed)

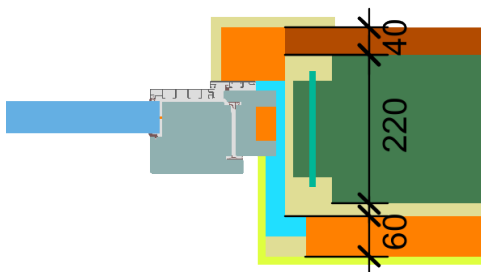
$$U_1 = 0.13 \quad [\text{W}/(\text{m}^2 \text{K})]$$



$$\Psi_{\text{install}} = 0.01 \text{ W}/(\text{m K})$$

Lightweight timber side (operable)

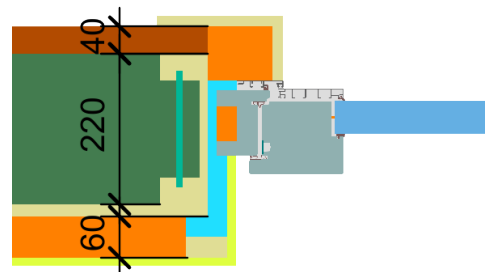
$$U_1 = 0.13 \quad [\text{W}/(\text{m}^2 \text{K})]$$



$$\Psi_{\text{install}} = 0.00 \text{ W}/(\text{m K})$$

Lightweight timber side (operable)

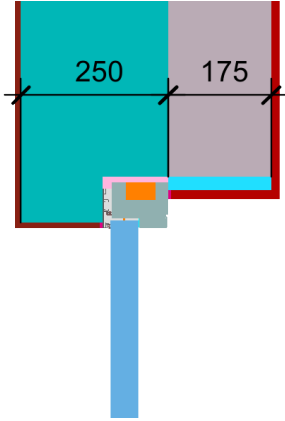
$$U_1 = 0.13 \quad [\text{W}/(\text{m}^2 \text{K})]$$



$$\Psi_{\text{install}} = 0.00 \text{ W}/(\text{m K})$$

Exterior insulation and finishing s (EIFS)
top (fixed glazing)

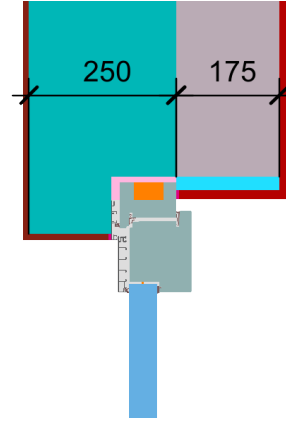
$$U_1 = 0.13 \text{ [W/(m}^2 \text{ K)]}$$



$$\Psi_{\text{install}} = 0.00 \text{ W/(m K)}$$

Exterior insulation and finishing s (EIFS)
top (operable)

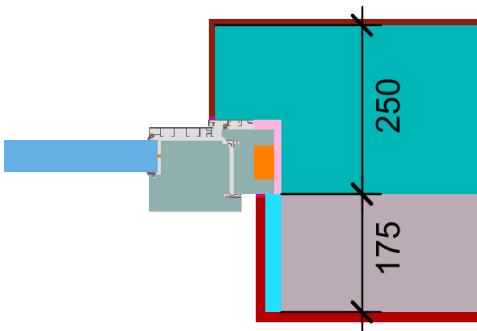
$$U_1 = 0.13 \text{ [W/(m}^2 \text{ K)]}$$



$$\Psi_{\text{install}} = 0.00 \text{ W/(m K)}$$

Exterior insulation and finishing system
(EIFS) (operable)

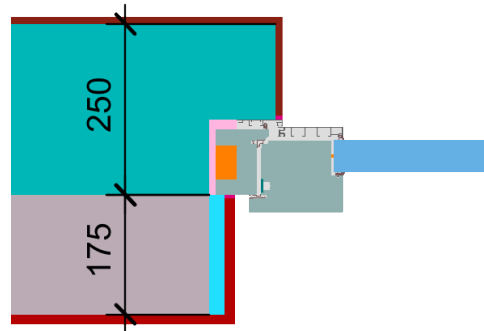
$$U_1 = 0.13 \text{ [W/(m}^2 \text{ K)]}$$



$$\Psi_{\text{install}} = 0.00 \text{ W/(m K)}$$

Exterior insulation and finishing system
(EIFS) (operable)

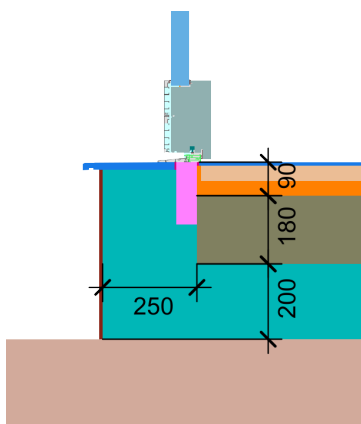
$$U_1 = 0.13 \text{ [W/(m}^2 \text{ K)]}$$



$$\Psi_{\text{install}} = 0.00 \text{ W/(m K)}$$

Ext. ins. a. finish. s. (EIFS) threshold
floor slab (operable)

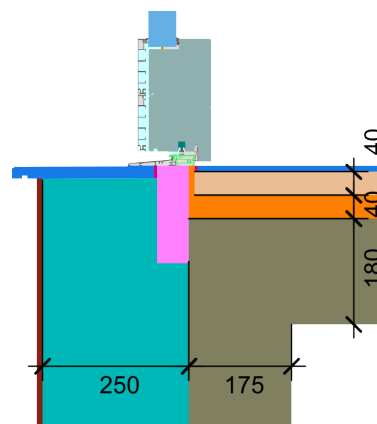
$$U_1 = 0.13 \quad U_2 = 0.14 \text{ [W/(m}^2 \text{ K)]}$$



$$\Psi_{\text{install}} = 0.08 \text{ W/(m K)}$$

Ext insulation a. finish. s. (EIFS)
threshold ceiling (operable)

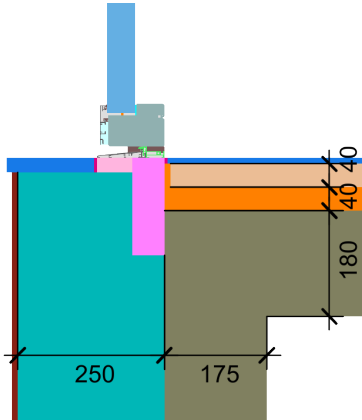
$$U_1 = 0.13 \text{ [W/(m}^2 \text{ K)]}$$



$$\Psi_{\text{install}} = 0.09 \text{ W/(m K)}$$

Ext insulation a. finish. s. (EIFS)
threshold ceiling (fixed gl)

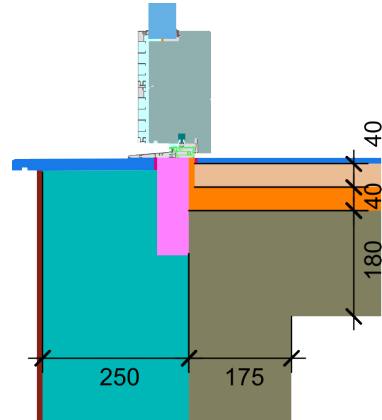
$$U_1 = 0.13 \text{ [W/(m}^2 \text{ K)]}$$



$$\Psi_{\text{install}} = 0.07 \text{ W/(m K)}$$

Exterior insulation and finishing s (EIFS)
threshold (operable)

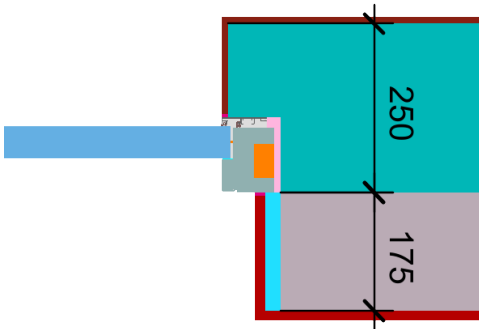
$$U_1 = 0.13 \quad U_2 = 0.12 \text{ [W/(m}^2 \text{ K)]}$$



$$\Psi_{\text{install}} = 0.07 \text{ W/(m K)}$$

Exterior insulation and finishing s (EIFS)
side (fixed glazed)

$$U_1 = 0.13 \text{ [W/(m}^2 \text{ K)]}$$



$$\Psi_{\text{install}} = 0.00 \text{ W/(m K)}$$

